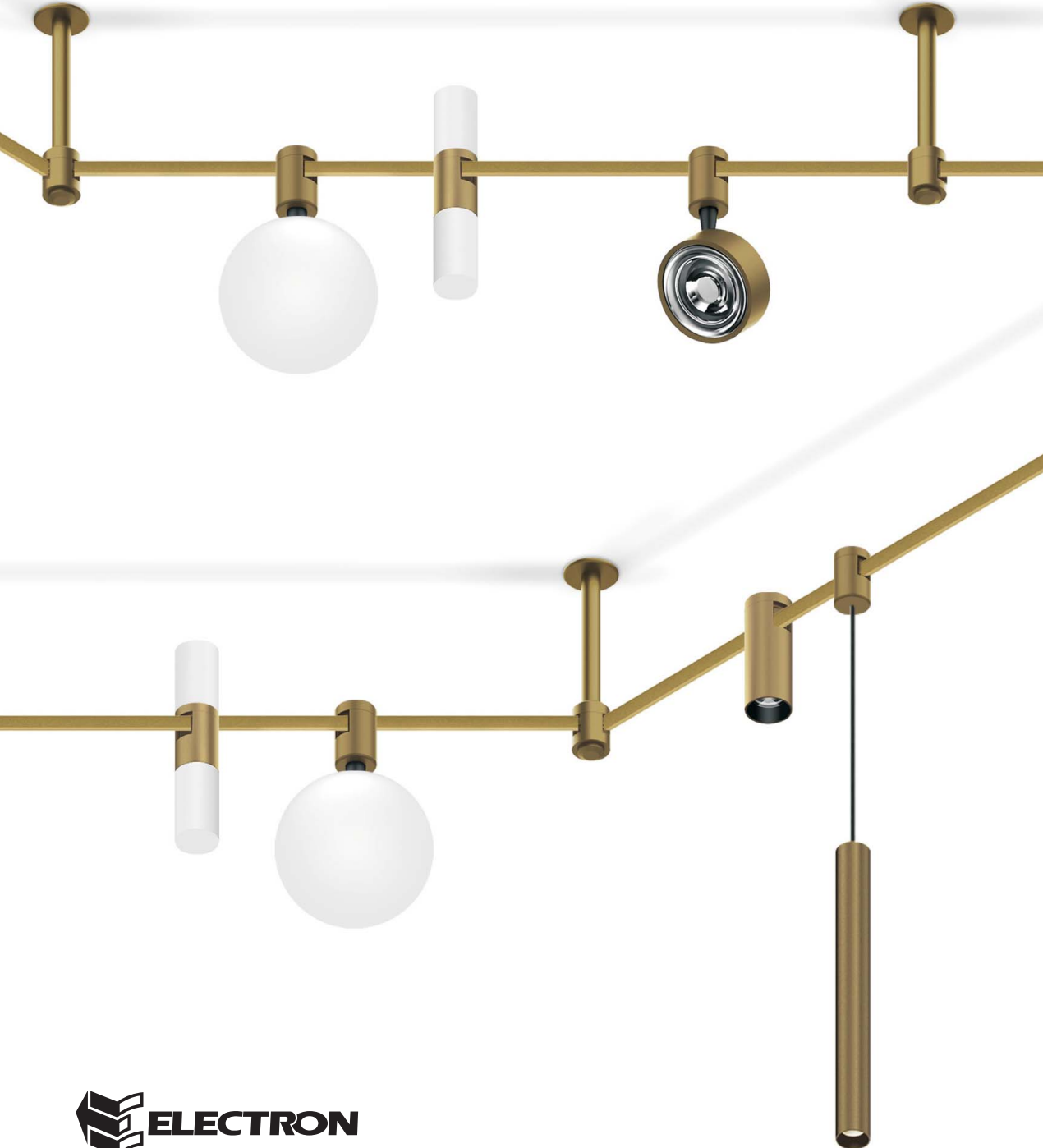



# RAIL SYSTEM



- Rail is a new elegant system suitable for highly demanding spaces.
- The system is suitable for surface and pendant application.
- Flexibility and easiness in the repositioning of the luminaires.
- Rail system includes: Fixed and adjustable spots, linear directional and ambient luminaires, decorative sphere and acrylic spots.
- Maximum load per system: 280W
- The system is offered in 48Vdc PWM Dimmable or Wireless Dimmable.


## RAIL Track

Code	Model	Length	Colour
<b>RAL.001</b>	Rail Surface Track	2m	Black
<b>RAL.002</b>	Rail Surface Track	3m	Black
<b>RAL.000</b>	Rail Surface Track	1.5m	Gold
<b>RAL.003</b>	Rail Surface Track	2m	Gold
<b>RAL.004</b>	Rail Surface Track	2.5m	Gold




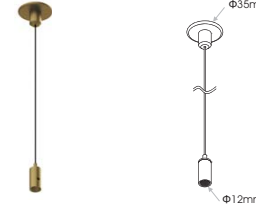
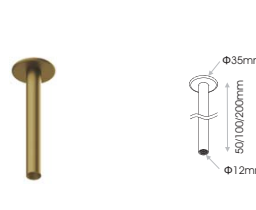
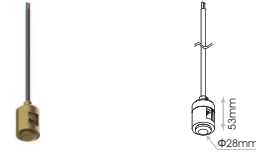
## RAIL Circle Track

Code	Model	Diameter	Colour
<b>RAL.005</b>	Rail Circle Track	0.88m	Black
<b>RAL.006</b>	Rail Circle Track	0.88m	Gold
<b>RAL.007</b>	Rail Circle Track	1.20m	Black
<b>RAL.008</b>	Rail Circle Track	1.20m	Gold
<b>RAL.009</b>	Rail Circle Track	1.50m	Black
<b>RAL.010</b>	Rail Circle Track	1.50m	Gold
<b>RAL.011</b>	Rail Circle Track	1.80m	Black
<b>RAL.012</b>	Rail Circle Track	1.80m	Gold
<b>RAL.036</b>	Rail Circle Track	3.00m	Black
<b>RAL.037</b>	Rail Circle Track	3.00m	Gold



## Accessories for RAIL System

Code	Description	Colour
RAL.015	Live with cable 0.6m	Black
RAL.016	Live with cable 0.6m	Gold
RAL.038	Live with cable & Ceiling Suspension installation 2m	Black
RAL.039	Live with cable & Ceiling Suspension installation 2m	Gold
RAL.017	Track holder	Black
RAL.018	Track holder	Gold
RAL.019	Live Adjustable track holder	Black
RAL.020	Live Adjustable track holder	Gold
RAL.021	Adjustable track holder	Black
RAL.022	Adjustable track holder	Gold
RAL.023	90° Live connector	Black
RAL.024	90° Live connector	Gold
RAL.025	120° Live connector	Black
RAL.026	120° Live connector	Gold
RAL.027	Pole bracket H:50mm	Black
RAL.028	Pole bracket H:50mm	Gold
RAL.029	Pole bracket H:100mm	Black
RAL.030	Pole bracket H:100mm	Gold
RAL.031	Pole bracket H:200mm	Black
RAL.032	Pole bracket H:200mm	Gold
RAL.033	Ceiling Suspension installation 2m	Black
RAL.034	Ceiling Suspension installation 2m	Gold
RAL.013	End cap for Rail Surface track	Black
RAL.014	End cap for Rail Surface track	Gold
RAL.035	Rail Driver Box	Black
RAL.040	Rail Driver Box	Gold



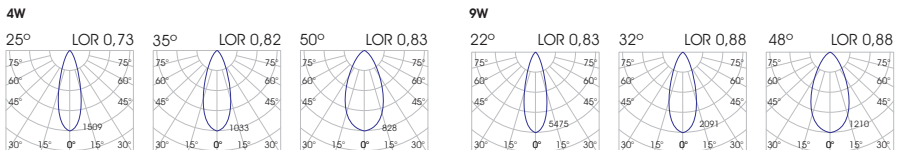
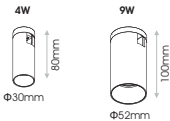
# RAIL SPOT 4W & 9W

- Rail SP consists of two sized spots with a diameter of  $\Phi 30\text{mm}$  and  $\Phi 52\text{mm}$ .
- Luminaire body material: aluminium.
- Available in gold or black colour.
- It is offered with a variety of accessories : honeycomb, line spread lens, softening lens.
- Rail spot 4W UGR < 19(50°) / UGR < 10(35°) / UGR < 10(25°)
- Rail spot 9W UGR < 21(40°) / UGR < 14(34°) / UGR < 17(18°)
- L90/B10 50.000h
- 3SDCM



Model	LED Power	CCT	CRI80 LED Source	CRI90 LED Source	Beam Angle	Type	Colour	Dimming Option	Accessories
			80 (80)	90 (90)					
RAIL SPOT (RAIL SP)	3.8W (04)	2700K (27C)	485lm	390lm	25° (25)	Fixed (FX)	Gold (GD) Black (BL)	48V PWM Dimmable (DM)	Standard (0) Honeycomb (1) Line spread lens (2) Softening lens (3)
		3000K (30C)	485lm	420lm	35° (35)				
4000K (40C)		520lm	450lm	50° (50)					
5000K (50C)		525lm	485lm						
	8.5W (09)	2700K (27C)	1065lm	865lm	22° (22)				
3000K (30C)		1070lm	925lm	32° (32)					
4000K (40C)		1145lm	995lm	48° (48)					
5000K (50C)		1150lm	1005lm						

Ordering Code Example: RAIL SP-04-30C-90-38-FX-BL-DM-0

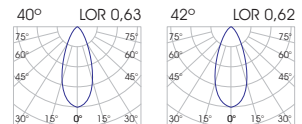
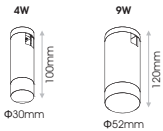


- Rail AC consists of two sized spots with a diameter of  $\Phi 30\text{mm}$  and  $\Phi 52\text{mm}$ .
- Luminaire body material: aluminium with acrylic ending.
- Available in gold or black colour.
- L90/B10 50.000h
- 3SDCM



Model	LED Power	CCT	CR180 LED Source	CR190 LED Source	Beam Angle	Type	Colour	Dimming Option
			80 (80)	90 (90)				
RAIL ACRYLIC (RAIL AC)	3.8W (04)	2700K (27C)	485lm	390lm	Diffused (DF)	Fixed (FX)	Gold (GD) Black (BL)	48V PWM Dimmable (DM)
		3000K (30C)	485lm	420lm				
		4000K (40C)	520lm	450lm				
	5000K (50C)	525lm	485lm					
	8.5W (09)	2700K (27C)	1065lm	865lm				
		3000K (30C)	1070lm	925lm				
4000K (40C)		1145lm	995lm					
		5000K (50C)	1150lm	1005lm				

Ordering Code Example: RAIL AC-04-30C-90-DF-FX-BL-DM



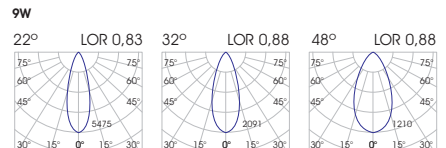
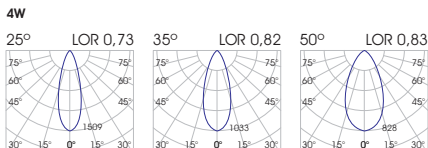
## SPOT ADJ 4W & 9W

- Rail SB consists of two sized spots with bracket and a diameter of  $\Phi 30\text{mm}$  and  $\Phi 52\text{mm}$ .
- Luminaire body material: aluminium.
- Available in gold or black colour.
- It is offered with a variety of accessories : honeycomb, line spread lens, softening lens.
- Rail spot 4W UGR < 19(50°) / UGR < 10(35°) / UGR < 10(25°)
- Rail spot 9W UGR < 15(48°) / UGR < 10(32°) / UGR < 10(22°)
- L90/B10 50.000h
- 3SDCM



Model	LED Power	CCT	CR180 LED Source	CR190 LED Source	Beam Angle	Type	Colour	Dimming Option	Accessories
			80 (80)	90 (90)					
<b>RAIL SPOT BRACKET</b> <small>(RAIL SB)</small>	3.8W (04)	2700K (27C)	485lm	390lm	25° (25)	Adjustable (AD)	Gold (GD) Black (BL)	48V PWM Dimmable (DM)	Standard (0) Honeycomb (1) Line spread lens (2) Softening lens (3)
		3000K (30C)	485lm	420lm	35° (35)				
			4000K (40C)	520lm	450lm	50° (50)			
			5000K (50C)	525lm	485lm				
	8.5W (09)	2700K (27C)	1065lm	865lm	22° (22)				
		3000K (30C)	1070lm	925lm	32° (32)				
		4000K (40C)	1145lm	995lm	48° (48)				
		5000K (50C)	1150lm	1005lm					

Ordering Code Example: RAIL SB-04-30C-90-25-AD-BL-DM-1

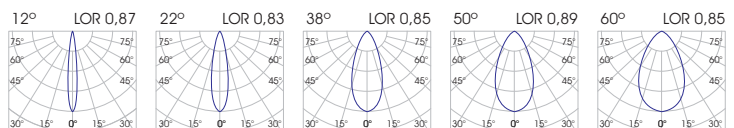


- Rail SP RD consists of a round elegant luminaire with a diameter of  $\Phi 75\text{mm}$  and 26mm width.
- Luminaire body material: aluminium.
- Available in gold or black colour.
- L90/B10 50.000h
- 3SDCM



Model	LED Power	CCT	CR180 LED Source	CR190 LED Source	Beam Angle	Type	Colour	Dimming Option
			80 (80)	90 (90)				
<b>RAIL SPOT Round</b> (RAIL SP RD)	6W (06)	2700K (27C)	660lm	530lm	12° (12)	Adjustable (AD)	Gold (GD) Black (BL)	48V PWM Dimmable (DM)
		3000K (30C)	660lm	570lm	22° (22)			
		4000K (40C)	710lm	615lm	38° (38)			
		5000K (50C)	715lm	660lm	50° (50)			
					60° (60)			

Ordering Code Example: RAIL SP RD-04-30C-90-38-AD-BL-DM



# RAIL

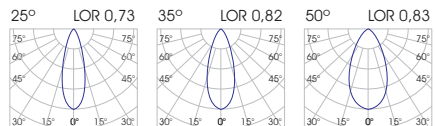
## PENDANT 6W

- Rail PD is a cylindrical decorative luminaire of Rail system.
- Luminaire body material: aluminium.
- Available in gold or black colour.
- L90/B10 50.000h
- 3SDCM



Model	LED Power	CCT	CRI80 LED Source	CRI90 LED Source	Beam Angle	Type	Colour	Dimming Option
			80 (80)	90 (90)				
<b>RAIL PENDANT</b> (RAIL PD)	6W (06)	2700K (27C) 3000K (30C) 4000K (40C) 5000K (50C)	660lm 660lm 710lm 715lm	530lm 570lm 615lm 660lm	25° (25) 35° (35) 50° (50)	Fixed (FX)	Gold (GD) Black (BL)	48V PWM Dimmable (DM)

Ordering Code Example: RAIL PD-06-30C-90-25-FX-BL-DM





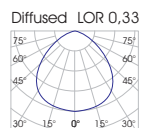
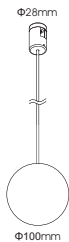
# SPHERE PENDANT 4W

- Rail SPH PD is a glass frosted decorative luminaire that gives a special touch into any space.
- Available in gold or black colour.
- L90/B10 50.000h
- 3SDCM



Model	LED Power	CCT	CRI80 LED Source	CRI90 LED Source	Beam Angle	Type	Colour	Dimming Option
			80 (80)	90 (90)				
<b>RAIL SPHERE PENDANT</b> (RAIL SPH PD)	4W (04)	2700K (27B) 3000K (30B) 4000K (40B) 5000K (50B)	255lm 260lm 280lm 285lm	230lm 235lm 255lm 260lm	Diffused (DF)	Fixed (FX)	Gold (GD) Black (BL)	48V PWM Dimmable (DM)

Ordering Code Example: RAIL SPH PD-04-30B-90-DF-FX-BL-DM



## BULB & SPHERE SPOT 4W

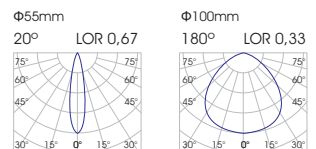
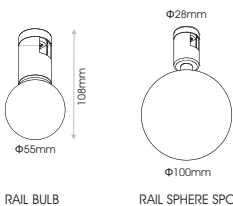
- Rail BL & SPH SP consist of two sized decorative spots with a diameter of  $\Phi 55\text{mm}$  and  $\Phi 100\text{mm}$ .
- Luminaire body material: aluminium (BL: acrylic/ SPH SP: glass frosted).
- Available in gold or black colour.
- L90/B10 50.000h
- 3SDCM



CREE  LEDS LIGHTSOURCE BY  bridgelux®

Model	LED Power	CCT	CRI80 LED Source	CRI90 LED Source	Beam Angle	Type	Colour	Dimming Option
			80 (80)	90 (90)				
<b>RAIL BULB</b> (RAIL BL)	4W (04)	2700K (27C)	350lm	270lm	Diffused (DF)	Fixed (FX)	Gold (GD) Black (BL)	48V PWM Dimmable (DM)
		3000K (30C)	360lm	280lm				
		4000K (40C)	380lm	310lm				
		5000K (50C)	380lm	310lm				
<b>RAIL SPHERE SPOT</b> (RAIL SPH SP)		2700K (27B)	230lm	180lm				
		3000K (30B)	240lm	190lm				
		4000K (40B)	260lm	200lm				
		5000K (50B)	260lm	200lm				

Ordering Code Example: RAIL BL-04-30C-90-DF-FX-BL-DM



## ACRYLIC CYLINDER 4W & 8W

- Rail AC Cylinder consists of two sized spots with a diameter  $\Phi 30\text{mm}$ .
- Luminaire body material: aluminium with acrylic ending.
- Available in gold or black colour.
- L90/B10 50.000h
- 3SDCM



Model	LED Power	CCT	CRI80 LED Source	CRI90 LED Source	Beam Angle	Type	Colour	Dimming Option
			80 (80)	90 (90)				
<b>RAIL ACRYLIC CYLINDER</b> <i>(RAIL AC C)</i>	4W (04)	2700K (27C)	350lm	270lm	Diffused (DF)	Fixed (FX)	Gold (GD) Black (BL)	48V PWM Dimmable (DM)
		3000K (30C)	360lm	280lm				
		4000K (40C)	380lm	310lm				
		5000K (50C)	380lm	310lm				
	8W (08)	2700K (27C)	700lm	540lm				
		3000K (30C)	720lm	560lm				
		4000K (40C)	740lm	620lm				
		5000K (50C)	740lm	620lm				

Ordering Code Example: RAIL AC C-04-30C-80-DF-FX-BL-DM

